



# Bastian Antoni

SWISS EXCELLENCE



## OWNER MANUAL

TURBULENT OPEN BALANCE ROSE/BLACK

USAGE INSTRUCTIONS & WATCH CARE



# SETTING THE TIME



## DEFAULT POSITION

Position 1 is the default position of the crown.



## SETTING THE TIME

Pull the crown out to position 2.

Turn the crown to set hour and minute hands.

Push back the crown to position 1 after adjustment.

Please note: For precise time setting it is recommended to first pass the desired minute and to then set the hand backwards to the exact time.

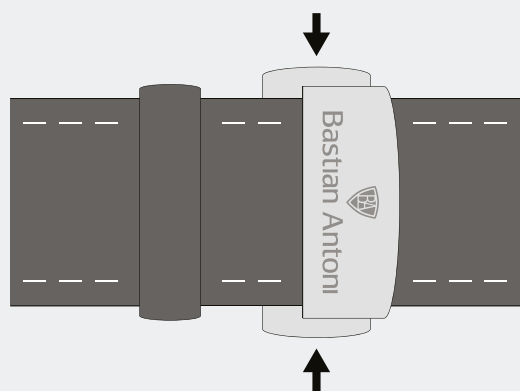
Always make sure the crown is fully pushed back in its original position 1, after using the crown for setting the time. This ensures the water-resistance of your watch and prevents dust and dirt from entering the watch.

# CHARGING THE WATCH

Your Bastian Antoni TURBULENT watch is an automatic watch. It does not require any power source other than the energy it receives through your own daily movements.

If after a period of not wearing the watch it comes to a full stop, it is recommended you wind it manually with about ten to fifteen clockwise turns of the crown in position 1 to ensure that it will operate perfectly.

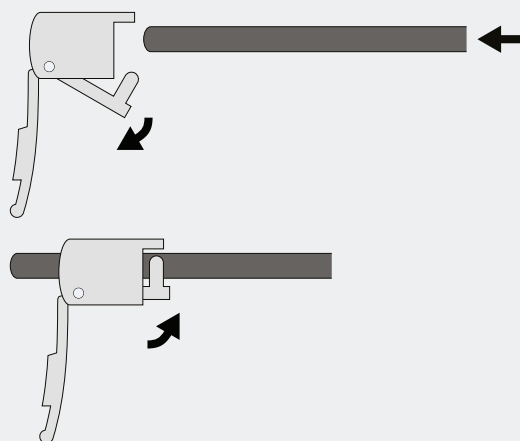
## USING THE DEPLOYANT CLASP



### OPENING THE CLASP

Push the side clasps of the buckle to release.

The buckle will release and open upward and out from the hinges.



### SETTING THE LENGTH

Pull down on the lower part of the buckle and feed the strap into the buckle.

Choose the desired length and push the pin up into the strap.

# CHANGING THE STRAP

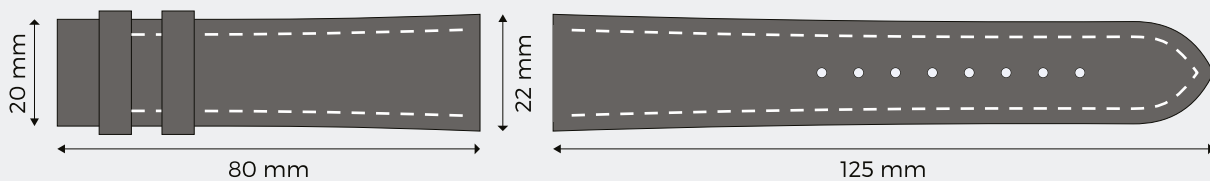
## REMOVING THE STRAP

Use a small pin (or paperclip) to release the strap pin for quick and easy release of the strap.



## INSTALLING A NEW STRAP

1. Slide the spring bars into the hole on both the long and the short end of the strap. Make sure that the end of the spring bar with the two circular grooves corresponds with the crown side of the watch. Push them all the way in so that they are centered inside the strap.
2. Insert the side of the spring bar with the two circular grooves into the hole of the watch lug on the crown side of the watch.
3. Press down on the other end of the spring bar so that it slides inside of the watch lug. Make sure both ends of the spring bar securely snap into their holes to ensure that it does not come loose.



Genuine leather Bastian Antoni watch strap.  
Size: 22 mm, length(s): 125 mm + 80 mm, thickness: 4 mm.

# WATCH CARE

To make sure your Bastian Antoni watch runs correctly and gives you full satisfaction for many years to come, we advise you to carefully read the points below.

## WATER-RESISTANCE

Your Bastian Antoni watch is waterproof up to 5 ATM (50 meters / 165 feet). This water-resistance protects the interior of your watch from moisture, dust and of course water.

Important: When you immerse your watch in water, never pull out the winding crown. This could allow water to enter the watch and damage its interior components.

## MAGNETISM

Our watch is designed to withstand normal magnetic fields encountered in everyday life. Nevertheless, avoid placing your watch near electronic devices that generate strong magnetic fields, as this may affect its performance.

## CHEMICAL PRODUCTS

Always avoid direct contact with chemical products as industrial detergents or solvents, as well as perfumes and cosmetics. These products may damage the leather of the strap or the seals of the watch.

## CROWN

Always make sure the crown is fully pushed back in its original position 1, after using the crown for setting the time. This ensures the water-resistance of your watch and prevents dust and dirt from entering the watch.

## LEATHER STRAP

Always avoid contact with water, acidic or greasy substances to maintain the leather strap in good condition as long as possible. Avoid prolonged exposure to UV-rays or sunlight, as it may affect the color of the leather.

## VIBRATIONS

We advise you to not wear your watch during activities that can cause strong vibrations on your wrist, such as tennis, golf, mountain biking, etc. Avoid your watch from strong vibrations as this potentially might damage its interior movement.

## TEMPERATURE

Extreme temperatures (above 50°C/122°F, or below 0°C/32°F) should be avoided at all times. Exposure to such temperatures can affect the liquidity/viscosity of the lubricants inside the watch. A mechanical watch is sensitive to severe or quick changes in temperature.

## REGULAR MAINTENANCE

An automatic watch is a delicate object that occasionally requires care and attention. We recommend having the movement cleaned and lubricated regularly (at least once every three years), by a certified watch repairer.



# Bastian Antoni

SWISS EXCELLENCE

If you have any further questions about the usage usage or maintenance of your watch, please visit the customer service section on our website: [www.bastianantoni.com/customer-service](http://www.bastianantoni.com/customer-service)

